



Regional Rating System 2020

QUY NHON UNIVERSITY



GREETINGS!

The Regional Rating System - UNIVERSITY PERFORMANCE METRICS - UPM is extremely pleased to inform you the benchmarking results of your institution. The results will be announced at the Conference on the University Performance Metrics co-organized by Vietnam National University, Hanoi and AUN Secretariat on 18th August 2020 and published on UPM website (upm.vn) as well.

This assessment report presents the detailed rating results and the data that has been used as the basis for the rating score. Hopefully, this would provide you with useful information for your institution's self-benchmarking and strategic governance. In addition, you can use it for your media communication.

The University Performance Metrics includes a set of 54 indicators across 8 categories following two distinctive orientations: research and application. Evaluation results are presented in the form of an overall score for the whole institution and a score for each category and each indicator, corresponding to a number of Stars ranging from 1 – 5.

OVERALL RATING



CATEGORY RATING

Strategic Governance	★★★★
Education	★★★★
Research	★★★★★
Innovation	★★
Innovation Ecosystem	★★★
IT infrastructure	★★★
Internationalization	★
Community Services	★★★★

INDICATOR RATING

No.	Criterion & Indicators	Weight	Minimum benchmark point	Real data	Score	Awarded stars
1.	Strategic Governance	60			37	
1.1	Strategy	15	1-7	5	10.5	
1.2	Plan	10	1-7	4	5.5	
1.3	Organizational structure and management	10	1-7	4	5.5	
1.4	Implementation	15	1-7	5	10.5	
1.5	Accreditation and ranking	10	5-10	5	5	
2.	Education	350			255	
2.1	Quality of incoming students	40	12-20	17.7	28.5	
2.2	Size of academic faculty	35	2-6%	3.1	9.5	
2.3	Academic faculty quality	40	3-40%	35.5	35	
2.4	Faculty reputation	35	1-10%	6.9	23	
2.5	Size of graduate education	30	10%	12	30	
2.6	Size of doctoral education	20	5	3	12	
2.7	Program's expected learning outcomes	15	1-7	4	8.5	
2.8	Updating and adjusting conventional curriculum structure	15	1-7	4	8.5	
2.9	Developing new training programs directly related to 4IR	20	1-5	4	15	
2.10	Personalized learning	10	1-7	4	5.5	
2.11	Students' research and start-up projects	15	1-7	5	10.5	
2.12	Student's satisfaction with the teaching	20	90%	87.5	19	
2.13	Employers' satisfaction with the teaching	20	90%	90	20	
2.14	Student employability	20	90%	80	15	
2.15	Student academic awards	15	0.5%	1	15	
3.	Research	200			163	
3.1	International publications	100	1	0.63	63	
3.2	Research quality	60	6	6.4	60	
3.3	Academic/scholarly books publication	20	1	1.05	20	
3.4	Prolific researches	20	0.25%	0.75	20	
4.	Innovation	110			32	
4.1	Nationally recognized intellectual property	30	10	4	12	
4.2	Globally recognized intellectual property	10	2	-	-	-

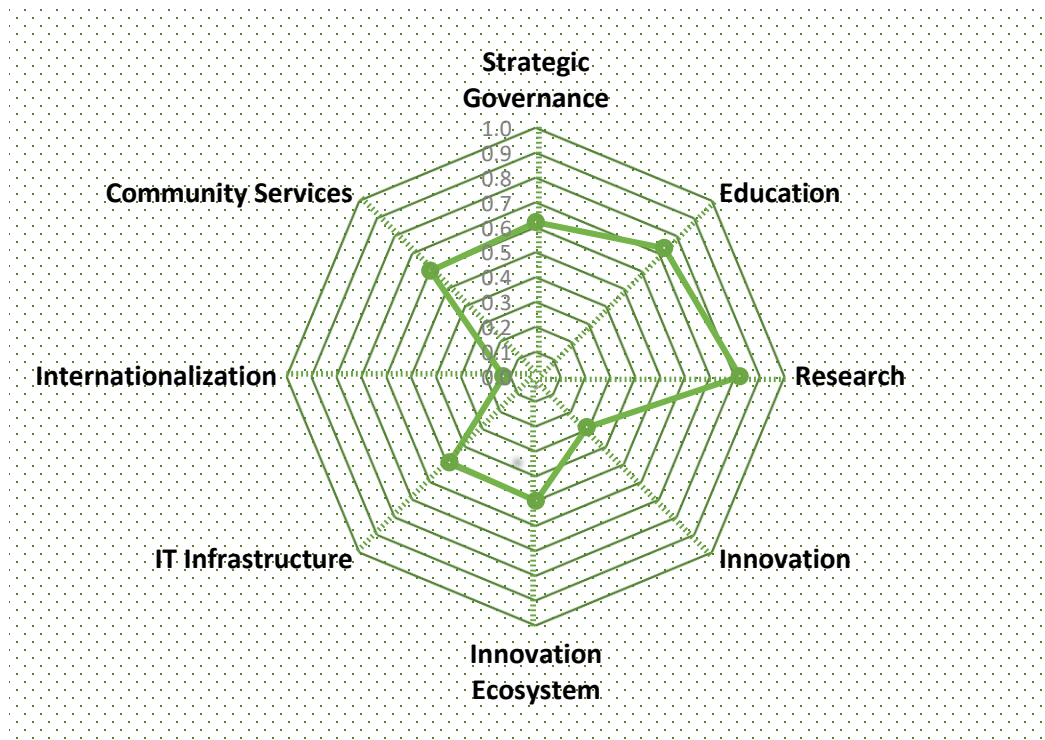
4.3	Budget for research and innovation	50	7.5%	3	20	☆☆☆
4.4.	Start-up businesses and spin-off companies	20	2	-	-	-
5.	Innovation Ecosystem	60			30	☆☆☆
5.1	Research, R&D and innovation facilities	20	1-7	4	11.5	☆☆☆☆
5.2	Creative co-working space and start-up supports	20	1-7	3	8.5	☆☆☆
5.3	Business incubator	10	1-7	-	-	-
5.4	Business/industry partners	10	2	2	10	☆☆☆☆☆☆
6.	IT Infrastructure	100			48.5	☆☆☆
6.1	Network infrastructure and information connection capacity	10	1-7	4	5.5	☆☆☆☆
6.2	Competence in quality analysis and management	10	1-7	5	7	☆☆☆☆
6.3	Digital scholarly resources	10	20	4	2	☆☆
6.4	Learning resource access	10	5	2	4	☆☆☆
6.5	Degree of online academic interaction	10	2	-	-	-
6.6	MOOC and digital lessons (e-Learning)	10	5	1	2	☆☆
6.7	Application of Cyber Physical System (CPS)	10	3	3	10	☆☆☆☆☆☆
6.8	Wifi access	10	75%	75	10	☆☆☆☆☆☆
6.9	Duplication check and research ethics	10	1	-	-	-
6.10	Webometrics index	10	1-100	21	8	☆☆☆☆☆☆
7.	Internationalization	60			8	☆
7.1	Using a foreign language as the medium of instruction	10	1-3	-	-	-
7.2	International joint training programs	5	1-3	-	-	-
7.3	International students	10	2%	0.8	4	☆☆☆
7.4	International faculty	5	5%	0.8	1	☆☆
7.5	Inbound exchange students	5	3%	-	-	-
7.6	Outbound exchange faculty	5	5%	1.6	1.5	☆☆
7.7	Outbound exchange students	5	2%	0.05	-	-
7.8	International conferences or symposiums	5	1	0.17	1	☆☆
7.9	International research collaboration	10	50-90%	51	0.5	☆
8.	Community Services	60			36	☆☆☆☆
8.1	Life-long learning capacity enhancement	20	1	0.2	4	☆☆
8.2	Sustainable development	20	1	0.6	12	☆☆☆☆
8.3	Social norm promotion	20	1-5	5	20	☆☆☆☆☆☆
OVERALL		1000			609.5	☆☆☆☆

BASIC FACTS AND FIGURES

Total student size: 16649	
Undergraduate students:	15640
Master's students: 995	
Doctoral students: 14	
Total number of academics: 518	
Full-time faculty staff:	518
Part-time lecturers/professors: 0	
Full-time faculty staff with doctorate degree:	184
Full-time faculty staff bearing titles of Professor or Assoc. Professor:	36
Total number of education programs: 70	
Undergraduate programs:	46
Master's programs:	21
Doctoral programs:	3

Data period 2015 – 2019

GENERAL ANALYSIS

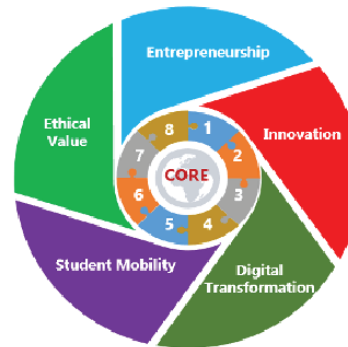


ABOUT UPM

WHAT

- UPM is the rating system, the development of which was funded by the Vietnam Ministry of Education and Training, to assess the responsiveness of universities in the 4th Industrial Revolution (4IR) era.

- UPM is a suitable rating tool for universities in the region who aim to benchmark with the Asian top 100 universities. It evaluates university performance through 54 indicators across 8 categories, following two distinctive orientations: research and application. Evaluation results will be presented in the form of an overall score for the whole institution, and a score for each category, corresponding to a number of Stars ranging from 1 – 5.



- RANKING CORE

- RATING

1. Strategic Governance
2. Education
3. Research
4. Innovation
5. Innovation Ecosystem
6. IT Infrastructure
7. Internationalization
8. Community Services

- 4.0 METRICS

1. Entrepreneurship
2. Innovation
3. Digital Transformation
4. Student Mobility
5. Ethical value



- UPM 5 stars universities have high national reputation and are internationally well recognized; UPM 4 stars universities are well-known not only in the country but also in the region; UPM 3 stars universities have their roles in the national higher education (HE) system and can facilitate student mobility in ASEAN countries.

WHY

- Traditional university ranking, rating systems just focus on traditional academic and human resource performance, in particular, on world/region top HE institutions.

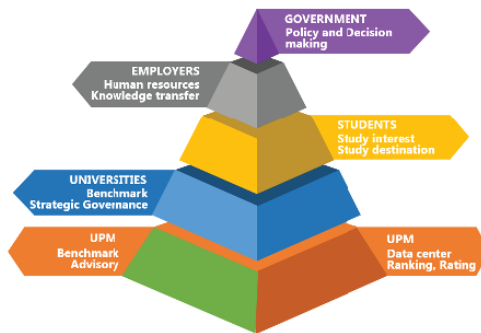
- In the era of 4IR, the world is changing rapidly with high uncertainty, broad connectivity and unlimited potentials.

- Universities have new roles and responsibilities:

- + Employees → Employees and Entrepreneurs
- + Knowledge Creation and Transfer → Knowledge Creation and Exploitation
- + Academic Institution → Real World (Inside-out – Outside-in).

- Benchmarking and assessing the quality of a university should be performed in a holistic and innovative way. UPM can satisfy that requirement as it reasonably integrates the main features of education accreditation with those of university ranking and rating, while especially focusing on the 5 core characteristics of higher education 4.0: Entrepreneurship, Innovation, Digital Transformation, Student Mobility and Ethical Values.

WHO



- As a data and analysis center, **UPM** facilitates benchmarking and provides consultancy for the national HE system, as well as HE institutions and programmes in the region.

BENEFICIARIES:

- **HE institutions** can use UPM criteria to benchmark themselves or as a tool for strategic governance and partner development.

- **Students** can be informed by UPM benchmarking results to pursue their study interests and choose their study destinations.

- **Employers** can recruit qualified human resources and make use of S&T achievements indicated by UPM benchmarking results. They can also use benchmarking results for evidence-based branding.

- **The government** can use UPM benchmarking results as the basis for policy and decision making.

HOW

- Visit the site <https://upm.vn> for full introduction and methodology; download the UPM dataset template. Fill in the dataset and submit the self-reported data for the institution as a whole to UPM at upm@vnu.edu.vn.

- UPM team and their advisory committee will review and approve the data, then decide the score. A fact file is available for participant universities before official launching. All data are secured by the institution as well as UPM.

- After assessing and awarding the stars, UPM can publish the institution's profile and the results of the overall star and the score for each category on its website.

- The detailed results of all indicators can also be publicized by the institution. The institutions can provide third parties with all the data released from a UPM dataset either in printed or digital forms.